



- ALERTS 5
- DASHBOARD
- ANALYTICS
- Manage
- REPORTS 3

Operator Dashboard - Provides context and awareness for security and system administrators.

Dashboard

FEB 17 - FEB 23 2013 Today 7 days 30 days 60 days 90 days

News Ticker Only 31 User Mitigated Threats in the past 30 days! The system saved an estimated 113 hrs this month!

**THREAT LEVEL**

**ALERT BREAKDOWN**

TOTAL ALERTS

▲ 10%

13

**MOST RECENT DATA**

2/23/2013 - 10:00 AM

**VIEW ALERTS QUEUE**

CRITICAL

3

VIEW

NEW

0

VIEW

AGING

2

VIEW

BEING WORKED

6

VIEW

**TOTAL THREATS**

115 ▼ 10%

Feb 17 - Feb 23 this week

**TOTAL MITIGATED**

110 ▲ 10%

Feb 17 - Feb 23 this week

**THREAT MITIGATION**

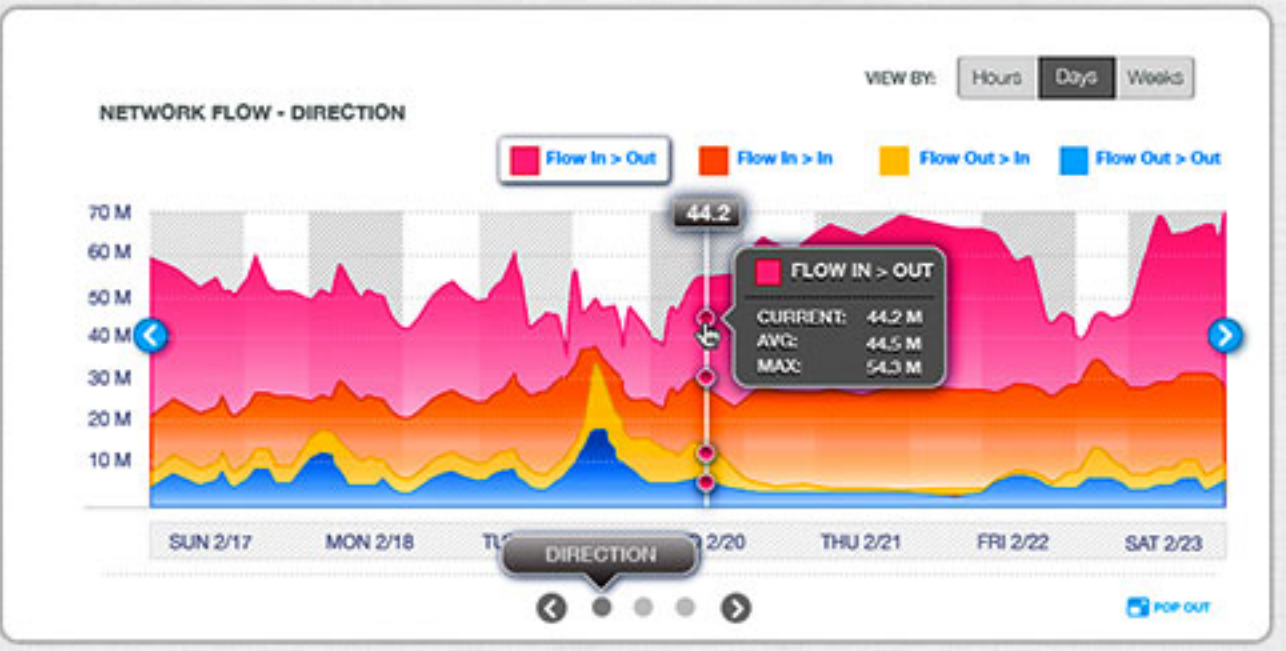
UNMITIGATED (5) FAILED MITIGATION (2) + EXPAND

Anomalous Internet Connection: Suspected malware agent on host <IP ADDRESS OF HOST> is attempting to connect to <IP ADDRESS OF REMOTE HOST | FQDN OF REMOTE SITE> using <PROTOCOL> over <PORT>

<b>ACTION FAILED</b>	Expire Credentials	mm/dd/yyyy 8:35 AM - 2:57 PM	System Initiated	<a href="#">VIEW LOGS</a>	Retry
<b>RECOMMENDED</b>	Gather Information	mm/dd/yyyy 8:35 AM - 2:57 PM	System Initiated		Do it!

Anomalous Internet Connection: Suspected malware agent on host <IP ADDRESS OF HOST> is attempting to connect to <IP ADDRESS OF REMOTE HOST | FQDN OF REMOTE SITE> using <PROTOCOL> over <PORT>

<b>ACTION FAILED</b>	Expire Credentials	mm/dd/yyyy 8:35 AM - 2:57 PM	System Initiated	<a href="#">VIEW LOGS</a>	Retry
<b>RECOMMENDED</b>	Gather Information	mm/dd/yyyy 8:35 AM - 2:57 PM	System Initiated		Do it!





- ALERTS 5
- DASHBOARD
- ANALYTICS
- Manage
- REPORTS 3

### Operator Dashboard - Provides context and awareness for security and system administrators.

Dashboard

FEB 17 - FEB 23

2013 Today 7 days 30 days 60 days 90 days

News Ticker Only 31 User Mitigated Threats

THREAT LEVEL **Local Threat - Low**  
**Community Threat - Moderate**

**B+** NETWORK GRADE

ALERT BREAKDOWN

TOTAL ALERTS: 115

THREATS WORKED: 5

VIEW VIEW VIEW VIEW

Calendar overlay for January and February 2013.

January 2013							February 2013						
Su	Mo	Tu	We	Th	Fr	Sa	Su	Mo	Tu	We	Th	Fr	Sa
30	31	1	2	3	4	5	27	28	29	30	31	1	2
6	7	8	9	10	11	12	3	4	5	6	7	8	9
13	14	15	16	17	18	19	10	11	12	13	14	15	16
20	21	22	23	24	25	26	17	18	19	20	21	22	23
27	28	29	30	31	1	2	24	25	26	27	28	1	2

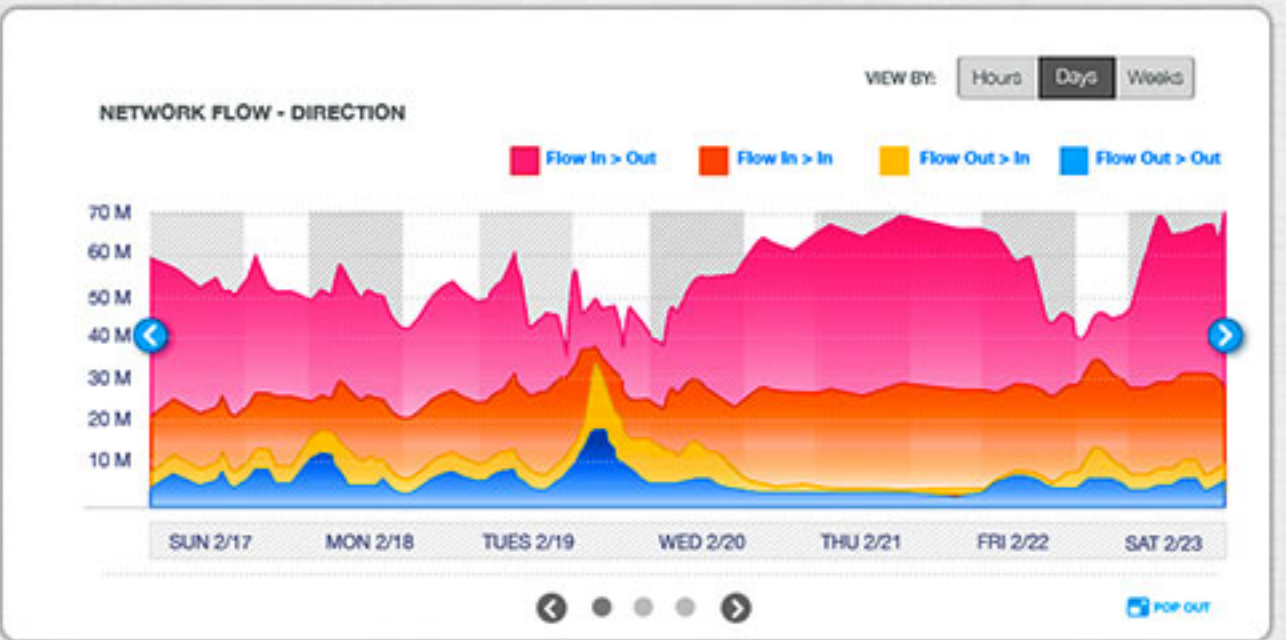
Close Apply

TOTAL THREATS: 115 (▼ 10% Feb 17 - Feb 23 this week)

TOTAL MITIGATED: 110 (▲ 10% Feb 17 - Feb 23 this week)

THREAT MITIGATION

UNMITIGATED	FAILED MITIGATION	USER MITIGATED	SYSTEM MITIGATED
03	02	11	99
VIEW UNMITIGATED THREATS	VIEW THREATS THAT FAILED MITIGATION	AVG TIME: 15 MIN 45 SEC	AVG TIME: 03 MIN 18 SEC





- ALERTS 5
- DASHBOARD
- ANALYTICS
- Manage
- REPORTS 3

### Operator Dashboard - Provides context and awareness for security and system administrators.

Dashboard

FEB 17 - FEB 23 2013 Today 7 days 30 days 60 days 90 days

**News Ticker** Only 31 User Mitigated Threats in the past 30 days! The system saved an estimated 113 hrs this month!

#### THREAT LEVEL

Local Threat - Low  
Community Threat - Moderate  
B+ NETWORK GRADE

#### ALERT BREAKDOWN

TOTAL ALERTS ▲ 10%  
**13**

[VIEW ALERTS QUEUE](#)

CRITICAL <b>3</b> <span>13</span> <a href="#">VIEW</a>	NEW <b>0</b> <span>13</span> <a href="#">VIEW</a>	AGING <b>2</b> <span>13</span> <a href="#">VIEW</a>	BEING WORKED <b>6</b> <span>13</span> <a href="#">VIEW</a>
--	---	---	--

#### MOST RECENT DATA

2/23/2013 - 10:00 AM

#### TOTAL THREATS

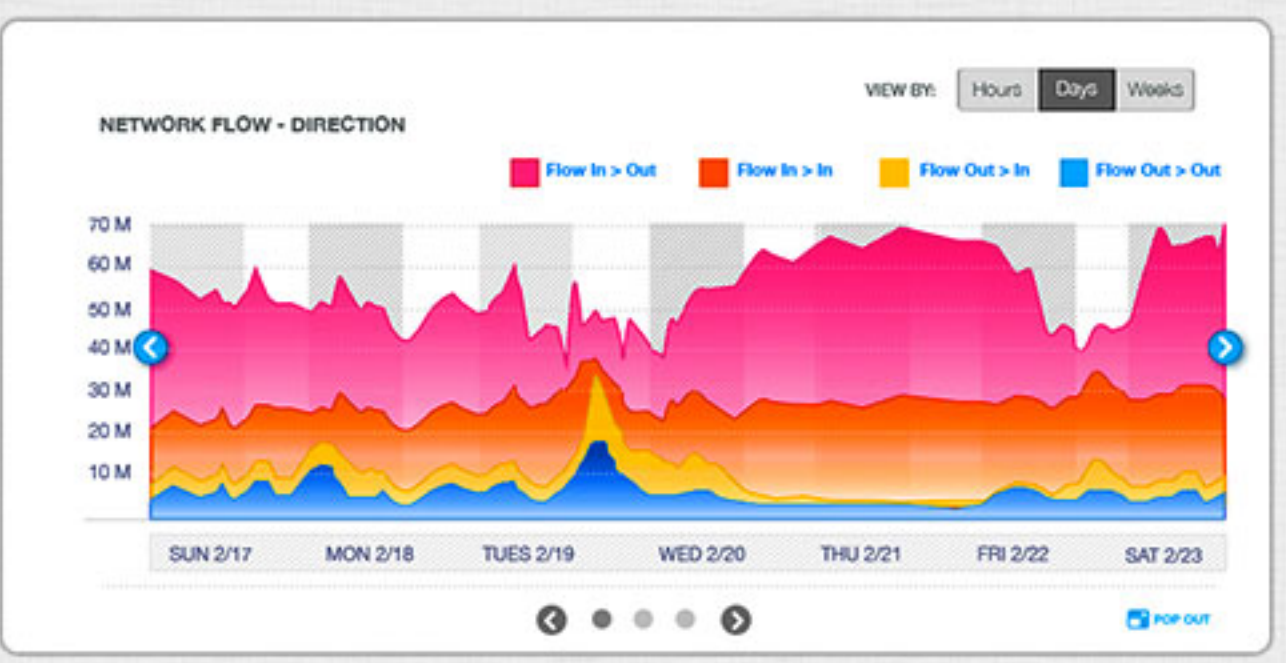
**115** ▼ 10%  
Feb 17 - Feb 23 this week

#### TOTAL MITIGATED

**110** ▲ 10%  
Feb 17 - Feb 23 this week

#### THREAT MITIGATION

UNMITIGATED <b>03</b> <span>115</span> <a href="#">VIEW UNMITIGATED THREATS</a>	FAILED MITIGATION <b>02</b> <span>115</span> <a href="#">VIEW THREATS THAT FAILED MITIGATION</a>	USER MITIGATED <b>11</b> <span>115</span> <a href="#">AVG TIME: 15 MIN 45 SEC</a>	SYSTEM MITIGATED <b>99</b> <span>115</span> <a href="#">AVG TIME: 03 MIN 18 SEC</a>
---	--	---	---





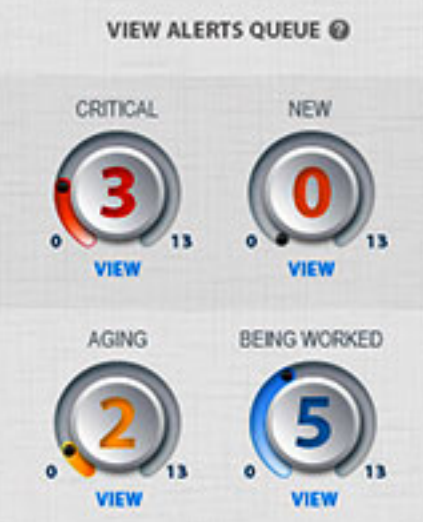
**Operator Dashboard** - Provides context and awareness for security and system administrators.

Dashboard

FEB 17 - FEB 23 2013 Today 7 days 30 days 60 days 90 days

**News Ticker** Only 31 User Mitigated Threats in the past 30 days! The system saved an estimated 113 hrs this month!

MOST RECENT DATA 2/23/2013 - 10:00 AM





- ALERTS 5
- DASHBOARD
- ANALYTICS
- Manage
- REPORTS 3

Operator Dashboard - Provides context and awareness for security and system administrators.

Dashboard

FEB 17 - FEB 23 2013 Today 7 days 30 days 60 days 90 days

News Ticker Only 31 User Mitigated Threats in the past 30 days! The system saved an estimated 113 hrs this month!

**THREAT LEVEL**

**ALERT BREAKDOWN**

TOTAL ALERTS

▲ 10%

13

**MOST RECENT DATA**

2/23/2013 - 10:00 AM

**VIEW ALERTS QUEUE**

CRITICAL

3

VIEW

NEW

0

VIEW

AGING

2

VIEW

BEING WORKED

6

VIEW

**TOTAL THREATS**

115 ▼ 10%

Feb 17 - Feb 23 this week

**THREAT TRENDING**

VIEW BY: Hours Days Weeks

- Threat Trend
- Mitigation Trend
- User Mitigated
- System Mitigated
- Previous Week

**TOTAL 62 2/28**

- ▲ ANOMALOUS LOGIN 12
- ▲ ROGUE DEVICE 18
- ▲ BOT TRAP 32

**NETWORK FLOW - HOSTS**

VIEW BY: Hours Days Weeks

HostName 1 HostName 2 HostName 3 HostName 4 HostName 5

**HostName 1**

CURRENT: 22.3 M  
AVG: 16.9 M  
MAX: 26.7 M

22.3

SUN 2/17 MON 2/18 TUES 2/19 THU 2/21 FRI 2/22 SAT 2/23